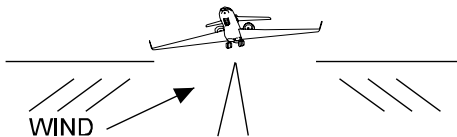


# Gulfstream V

## OPERATING MANUAL

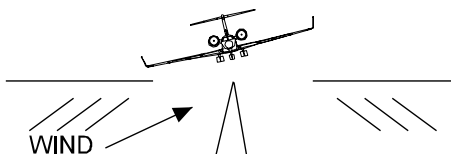
### 1 CROSSWIND APPROACH

FLY THE AIRCRAFT DOWN AN EXTENSION OF RUNWAY CENTERLINE, WITH DRIFT CORRECTION ESTABLISHED SUFFICIENTLY IN ADVANCE, TO PERMIT CENTERLINE TO BE FLOWN WITH ONLY MINOR COORDINATED CORRECTION.



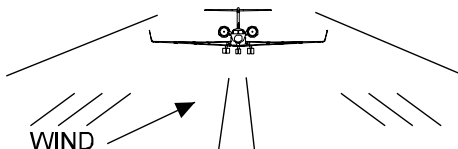
### 2 APPROACHING TOUCHDOWN

- SMOOTHLY APPLY RUDDER TO ALIGN AIRCRAFT FUSELAGE WITH RUNWAY AND SIMULTANEOUS OPPOSITE AILERON TO ACHIEVE ZERO DRIFT.
- COORDINATE WING DOWN / OPPOSITE RUDDER UNTIL TOUCHDOWN.



### 3 AFTER TOUCHDOWN

- TOUCH DOWN WITH UPWIND MAIN GEAR FIRST, THEN SET DOWN OTHER MAIN GEAR WITHOUT DELAY.
- LOWER NOSE WHEEL ONTO RUNWAY IMMEDIATELY ON TOUCHDOWN AND USE FORWARD YOKE TO KEEP IT ON RUNWAY.
- USE RUDDER TO KEEP AIRPLANE ON CENTERLINE; AILERON TO KEEP UPWIND GEAR ON RUNWAY.



23039B01

Crosswind Landing  
Figure 2

**06-05-00**

Page 4  
May 20/02

**GROUND / FLIGHT CHARACTERISTICS AND PROCEDURES**